

## Te Waharoa Ararau now reports progress and achievement in relation to *Te Marautanga o Aotearoa*

Te Waharoa Ararau provides access to multiple pathways that are important to ākonga, their whānau, hapū and iwi, and supports them on their journey to enjoy and achieve educational success.

Te Waharoa Ararau allows kura and schools to capture ākonga reo matatini and pāngarau aromatawai information. Together Te Waharoa Ararau and aromatawai is a way of focussing on ākonga, what they can do, and their learning journey based on knowledge drawn from a relationship between kaiako and ākonga.

Te Waharoa Ararau ā-Kura was developed by kura and Māori medium leaders for kura and Māori medium settings. It assists with the collection collation, analysis and reporting of reo matatini and pāngarau progress and achievement at individual, class and kura-wide level to ākonga, their whānau, teachers and kura leadership.

With the introduction of Ngā Whanaketanga Rumaki Māori, changes were made to Te Waharoa Ararau ā-Kura to enable kura and Māori medium settings to monitor and report on te reo matatini and pāngarau progress and achievement in relation to Ngā Whanaketanga Rumaki Māori. This function was called Te Waharoa Ararau ā-Motu.

In 2016 Te Waharoa Ararau ā-Kura and Te Waharoa Ararau ā-Motu were upgraded and simply called Te Waharoa Ararau. The data was migrated over to the upgraded version of Te Waharoa Ararau (TWA).

### Key Messages

Te Waharoa Ararau:

- Kura must register in order to receive access to support. To register visit the Education Service Desk [service.desk@education.govt.nz](mailto:service.desk@education.govt.nz)
- Assists with the collection, collation, analysis and reporting of progress and achievement information at an individual, class and kura-wide level to ākonga, their whānau, kaiako and kura leadership.
- Has been developed to assist with the collection, analysis and reporting of progress and achievement information in relation to *Te Marautanga o Aotearoa* level and year level.
- Records Overall Teacher Judgments (OTJs) for Te Reo Matatini through kōrero, pānui, tuhituhi and Pāngarau through the pāngarau strands and sub-strands.
- Identifies those ākonga who need more support to lift their te reo matatini and pāngarau learning needs.
- Allows kaiako and leaders to monitor student progress and achievement across the whole kura on an annual basis and over time.
- Generates reporting information from OTJs made by kaiako and leaders so they can work with whānau and ākonga to plan their next steps in learning.
- Enables kaiako and leaders to build a rich kura-wide evidence base to support quality te reo matatini and pāngarau learning and teaching across *Te Marautanga o Aotearoa*.

### In May 2018, what has changed in TWA?

You can still use TWA to record, collate, analyse and report on te reo matatini and pāngarau progress and achievement information as you have always done.

There are four main changes:

- *Te Marautanga o Aotearoa* is now the default view and can be used to track progress and achievement and produce information for reports in relation to *Te Marautanga o Aotearoa*.
- TWA has been extended for use up to *Te Marautanga o Aotearoa* level 5, so kaiako can now use TWA to support more ākonga.
- Reporting information is now aligned with *Te Marautanga o Aotearoa*.
- The NAG2A reporting function is removed.

## What has changed in TWA to enable reporting in relation to *Te Marautanga o Aotearoa* levels?

Kura and Māori medium settings can choose to display either *Te Marautanga o Aotearoa* levels or Ngā Whanaketanga Rumaki Māori. There are two places the view can be changed.

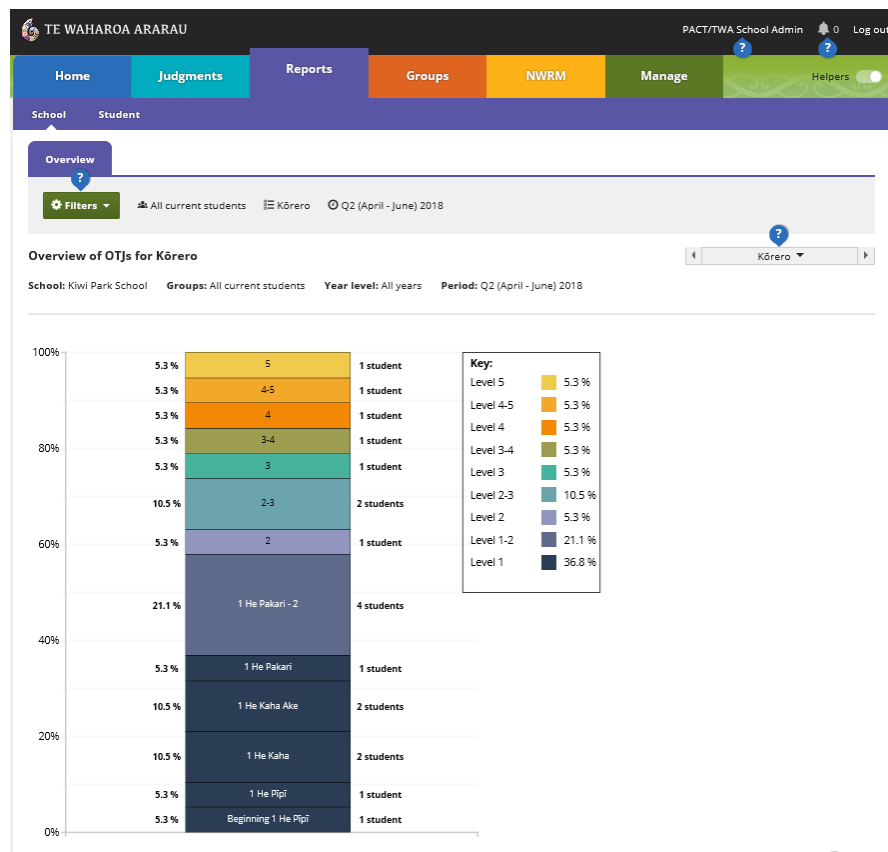
- The administrator can change the view in the settings area of the 'Manage' tab.
- Kaiako can change the view in the settings area of the 'Reports' tab. This will affect the way their own class reporting information is display.

## Can TWA still report in relation to Ngā Whanaketanga Rumaki Māori?

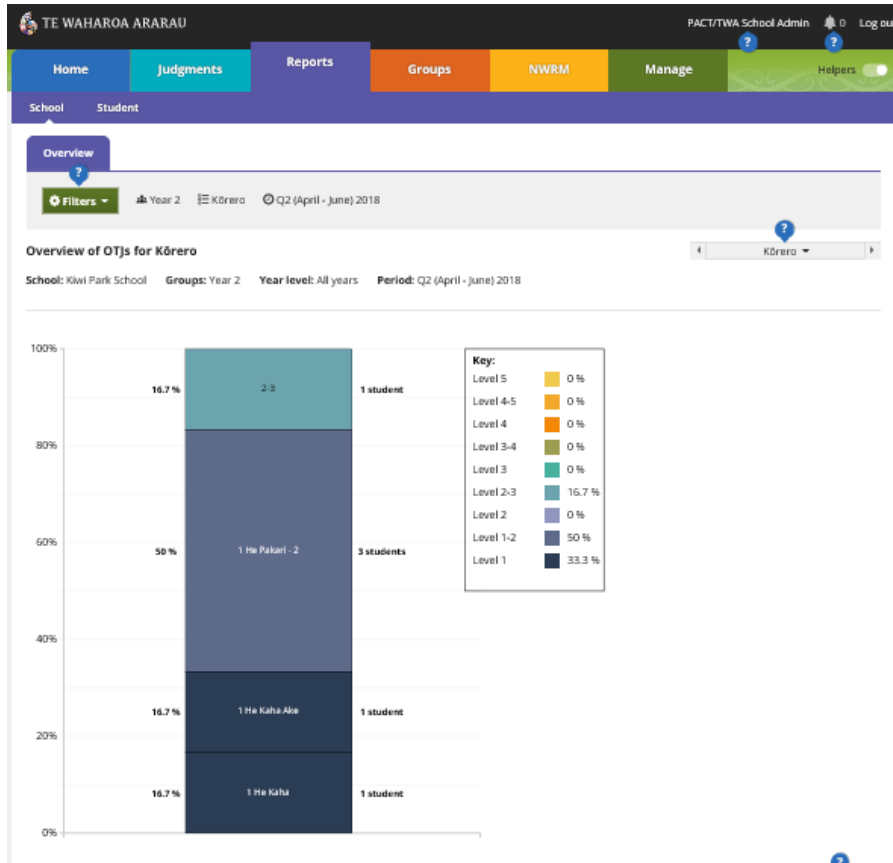
Yes, the enhancement to TWA makes it possible to report information in relation to *Te Marautanga o Aotearoa* levels or Ngā Whanaketanga Rumaki Māori. Just like reporting in relation to *Te Marautanga o Aotearoa* the administrator can change the view in the settings area of the 'Manage' tab, or kaiako can change the view in the settings area of the 'Report' tab.

## What do TWA reports look like now?

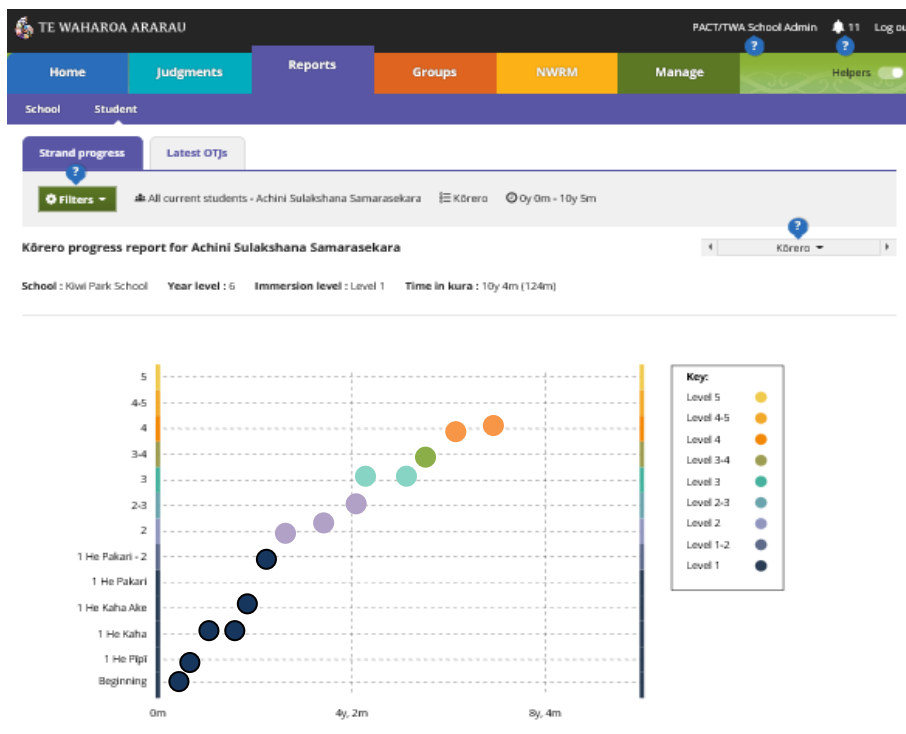
### *Kura level report*



## Classroom level report



## Ākonga progress report



## **How do the ‘dots’ that represent overall teacher judgements relate to *Te Marautanga o Aotearoa* levels?**

Overall teacher judgements will continue to be entered in relation to the reo matatini and pāngarau sub-levels and levels in alignment with *Te Marautanga o Aotearoa*. The dots are now all the same size to indicate that all OTJs are considered of equal importance for tracking progress and achievement; therefore, there are no more interim judgements.

## **Will the judgements we have already made in relation to Ngā Whanaketanga Rumaki Māori still be available?**

Yes. If you select Ngā Whanaketanga Rumaki Māori on the ‘Manage’ page you will see OTJs in relation to Ngā Whanaketanga Rumaki Māori. When you select *Te Marautanga o Aotearoa* you will view the OTJs in relation to te reo matatini and pāngarau sub-levels and levels in alignment with *Te Marautanga o Aotearoa*.

## **Who does TWA support?**

You can use TWA for ākonga learning in Level 1 and Level 2 te reo Māori immersion programmes in Kura and Māori medium settings that use *Te Marautanga o Aotearoa* to set teaching and learning programmes.

## **How do I get started as a wharekura using TWA?**

To access and use TWA you will need an Education Sector Logon. The Education Sector Logon is a single sign-in service used by many New Zealand education sector online services, so you may already have an account. If you haven’t already done so, you will need to assign a person to register on behalf of your wharekura or secondary school. This person will then complete an ESL form and contact the Education Service Desk to setup an account. Once the account has been setup, this person will be made a school administrator for the account. The school administrator can then add staff members themselves.

Your school’s TWA administrator or EPA authoriser will know more about creating or modifying an Education Sector Logon account for use with TWA. If this is not the case however, and you are a school TWA administrator and need more information about the Education Sector Logon process, you can:

- Check the information on the Education Sector Logon page <http://services.education.govt.nz/education-sector-logon/>
- Or contact the Education Service Desk 0800 422 599 (whiringa 4) or email, [service.desk@education.govt.nz](mailto:service.desk@education.govt.nz) The Education Service Desk is available Monday to Friday, between the hours of 7:30am and 5:30pm.

Support for using TWA is available from within the tool. Please logon to access the guidance modules. For additional support and information about accessing Professional Learning and Development visit <http://services.education.govt.nz/pld>.

## **How will TWA support ākonga in years 9 and 10?**

Kura and wharekura decide which ākonga they will use TWA with. Ākonga in years 1-8 are mostly taught by one kaiako who is therefore able to enter OTJs about how their ākonga use their kōrero, pānui and tuhituhi in different *Te Marautanga o Aotearoa* learning areas.

The extension in TWA to level 5 provides an opportunity for kaiako to consider how ākonga in years 9 and 10 are progressing in pāngarau and te reo matatini across *Te Marautanga o Aotearoa* learning areas.

Kaiako pāngarau are most likely to be best placed to make pāngarau OTJs, as they will be most familiar with what ākonga know and can do across the breadth of the pāngarau learning area. Kaiako could also choose to involve ākonga in making judgments, introducing an aspect of self-assessment.

Ākonga use their te reo matatini knowledge and skills across all *Te Marautanga o Aotearoa* learning areas. Ākonga may not have the same kaiako across all the learning areas, so kura and wharekura will need to decide who is going to contribute to the OTJ process. If more than one teacher is going to be involved, kura and wharekura will need to decide how these kaiako will work together. Possible options include OTJs being entered by:

- a reo matatini lead kaiako
- a whānau room teacher in year 9/10
- the Te Reo Māori teacher of ākonga
- some or all of the kaiako for an ākonga, working collaboratively on some or all of te reo matatini parts
- ākonga participating in the judgment process by self-assessing in relation to the parts of te reo matatini.

### **Where can I get help to understand the new changes?**

Support for using TWA is available from within the tool. Please logon to access the guidance modules. There are also resources to support TWA users and administrators at <http://tmoa.tki.org.nz/Mataiako/Te-Waharoa-Ararau/Nga-rauemi-mo-TWA>

To support kaiako using TWA to achieve the maximum benefits for learning and teaching, the Ministry will be offering professional development from Term 3 2018. We will be sending more detailed information out to tumuaki, but until then, for more information about accessing and using TWA please contact the Education Services 0800 422 599 (whiringa 4) or email, [service.desk@education.govt.nz](mailto:service.desk@education.govt.nz). The Education Service Desk is available Monday to Friday, between the hours of 7:30am and 5:30pm.

### **Who has access to the data?**

Only users registered by your kura, wharekura or school administrator can access student information in TWA. The Ministry of Education does not have access to information stored in the database.

### **Can our kura administer the tool ourselves?**

Yes, when your account is setup an administrator from your kura or wharekura is allocated the rights to add and delete users as you wish. Your kura is able to control who has access to your account and school data.

### **Will the tool cost us anything?**

No, because it is a Ministry developed and managed tool.

### **Can the tool be downloaded to laptops or servers?**

No, it is a web-based tool managed by the Ministry to ensure privacy protocols are maintained. The tool can only be accessed via the Internet.

### **Can we make adjustments to the tool?**

No, you cannot make adjustments to the tool but you can make adjustments to the information you enter into TWA.